

CIBRE-L3 SERIES 3-CONTACT CIRCUIT BREAKER TIMING TESTER ↘



CIBRE-L3 Series 3-Contact Circuit Breaker Timers are designed using advanced engineering technology to test the contact timings of circuit-breakers. CIBRE-L3 Series have fast, easy and accurate measurement features through its user-friendly software. CIBRE-L3 Series are battery-powered devices (optional feature) that allow users to perform tests even without a power supply during field tests.

Why do we need to test circuit breakers?

It is essential to test circuit breakers regularly. Contact Timing Tests are performed to determine the optimal performance of the breakers. The testing can determine improper breaker operations in case of system fault and improve system reliability.

Contact Timing Tests

Contact timing tests are performed to compare the breakers' main & resistor contact performance against the manufactures specifications. The breakers OPEN, CLOSE, OPEN-CLOSE, CLOSE-OPEN and OPEN-CLOSE-OPEN operations are timed in milliseconds (ms) and cycles and then compared with the manufacturers' specifications to determine the performance of the circuit breaker.

CIBRE-L3 Series feature a 4.3-inch large colour touch display, which is visible under bright sunlight and dim light conditions.

Operators can easily print the measurement results with the 2.25-inch built-in printer of the CIBRE-L3 Series.

The results can also save to a USB flash drive or the device's internal memory.

The HighTest data management platform (DMP Software) can also be used to analyse the test reports produced by CIBRE-L3 on a PC, and the measurement results can be easily exported and stored on the PC.

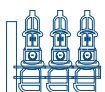
Multi-language capability and user-friendly operation menu make it easy to handle the CIBRE-L3 Series.

Despite its impressive capabilities, the CIBRE-L3 Series remains compact and robust, boasting an IP67 protection class when the case is closed.

Weighing in at a just 3 kg, this device is your lightweight, portable solution for Timing Tests that delivers uncompromising accuracy and efficiency.



DEVICE HIGHLIGHTS



Internal & External Triggered Operations

Breaker can be operated by CIBRE's internal trigger output or external trigger output.



Optional Rechargeable Li-Ion Smart Battery

CIBRE-L3 comes with a 14.4V Li-Ion smart battery option which enables you to make tests while on field. It works on both main power and consuming battery power.



4.3-inch TFT Colour Touch Screen

CIBRE-L3 is built-in with a 4.3-inch TFT Colour Touch Screen which is visible under both bright sunlight and dim lit environment.



2.25-inch Built-in Thermal printer

CIBRE-L3's built-in thermal printer let you print the results immediately during field test.

FEATURES

- Contact Timing (O, C, O-C, C-O & O-C-O)
- 3 Dry Contact Inputs
- Timing Accuracy: 0.05% rdg ± 0.1 ms
- Timing Windows: 1s, 10s & 20s
- Contact Detection Range: Closed ≤20 Ω &
- Open ≥5000 Ω
- Optional Battery
- Optional Bluetooth Communication
- 2.25" Built-in Printer
- 4.3" TFT Touch Colour Display
- Lightweight and Portable











TECHNICAL SPECIFICATIONS

Measurement Parameters	Contact Timing (O, C, O-C, C-O & O-C-O)		
Dry Contact Inputs	3 dry input channels (each detects main)		
Timing Windows	1s, 10s, 20s		
Timing Resolution	1 s duration	10 s duration	20 s duration
	± 50 μs	± 500 μs	± 1 ms
Timing Accuracy	0.05% rdg ± 0.1 ms		
Dry contact channel protection	Fuses and Diodes protection, All contacts grounded until test		
Contact detection range	Closed	≤20 Ω	
	Open	≥5000 Ω	
Resistor detection range	20Ω - 5000Ω		
Trigger input voltage	24 - 300 V DC or AC _{peak}		
Trigger Types	Internal Trigger, External Trigger		
Breaker Operations	OPEN, CLOSE, OPEN-CLOSE, CLOSE-OPEN, OPEN-CLOSE-OPEN		
Breaker Initiate Capacity	20 A, 300 V DC or AC _{peak}		
Initiate current reading range	0 - 20A DC, 5 kHz		
Input Power	100-240 V, 47/63 Hz		
Battery	Yes, 14.4 V 3.45 Ah (Optional; Models: CIBRE-L3B & CIBRE-L3B BLUE)		
Display	4.3-inch Colour Touch Display		
Memory	Up to 200 records		
Communication	USB 2.0/1.1 Standard-A, USB 2.0/1.1 Standard-B Bluetooth (Factory install option; Models: CIBRE-L3 BLUE & CIBRE-L3B BLUE)		
Printer	2.25-inch Built-in Printer		
Dimensions	12.5" x 10.1" x 6.0" (318 mm x 257 mm x 152 mm)		
Weight	3 kg (models with battery)		
Temperature	Working: -10 °C to +60 °C ; Storage: -30 °C to +70 °C		
Humidity	95% RH non-condensing		
Protection Class	IP67 (case closed)		
Scope of Supply	5m Contact Cable, 10m Contact Extension Cable, 3m Initiate Cable, 3m Initiate Extension Cable, 3m External Trigger Cable, 3m External Trigger Extension Cable, Power Cord, Ground Cable, USB Cable, Printer Paper (2x), USB Flash Drive, Instruction Manual (soft copy), Soft Carry Bag		

Specifications are valid at/under 25 °C temperature. *Content subject to change without notice.

ORDERING INFORMATION

CIBRE-L3		3-Contact Circuit Breaker Timing Tester with Built-in Printer
CIBRE-L3 BLUE	 	3-Contact Circuit Breaker Timing Tester with Built-in Printer & Bluetooth
CIBRE-L3B	 	3-Contact Circuit Breaker Timing Tester with Built-in Printer & Battery
CIBRE-L3B BLUE	  	3-Contact Circuit Breaker Timing Tester with Built-in Printer, Battery & Bluetooth